



LEICESTERSHIRE

FIRE and RESCUE SERVICE



The Work of Your Fire and Rescue
Service

protecting our communities

About Your Fire and Rescue Service

- Exists because of a wide range of statutory provisions i.e.
 - The Fire and Rescue Services Act 2004
 - The Civil Contingencies Act 2004
 - The Regulatory Reform (Fire Safety) Order 2005
 - The Fire and Rescue Services (Emergencies) Order 2007
 - The Localism Act 2011
 - The Fire and Rescue National Framework for England
- Employs in the region of 700 staff (600 operational and 100 support)
- Maintains 20 fire stations, a fleet and equipment maintenance facility, a training and development centre, an occupational health facility and a Service HQ building
- A significant fleet of emergency response vehicles and a vast array of operational equipment

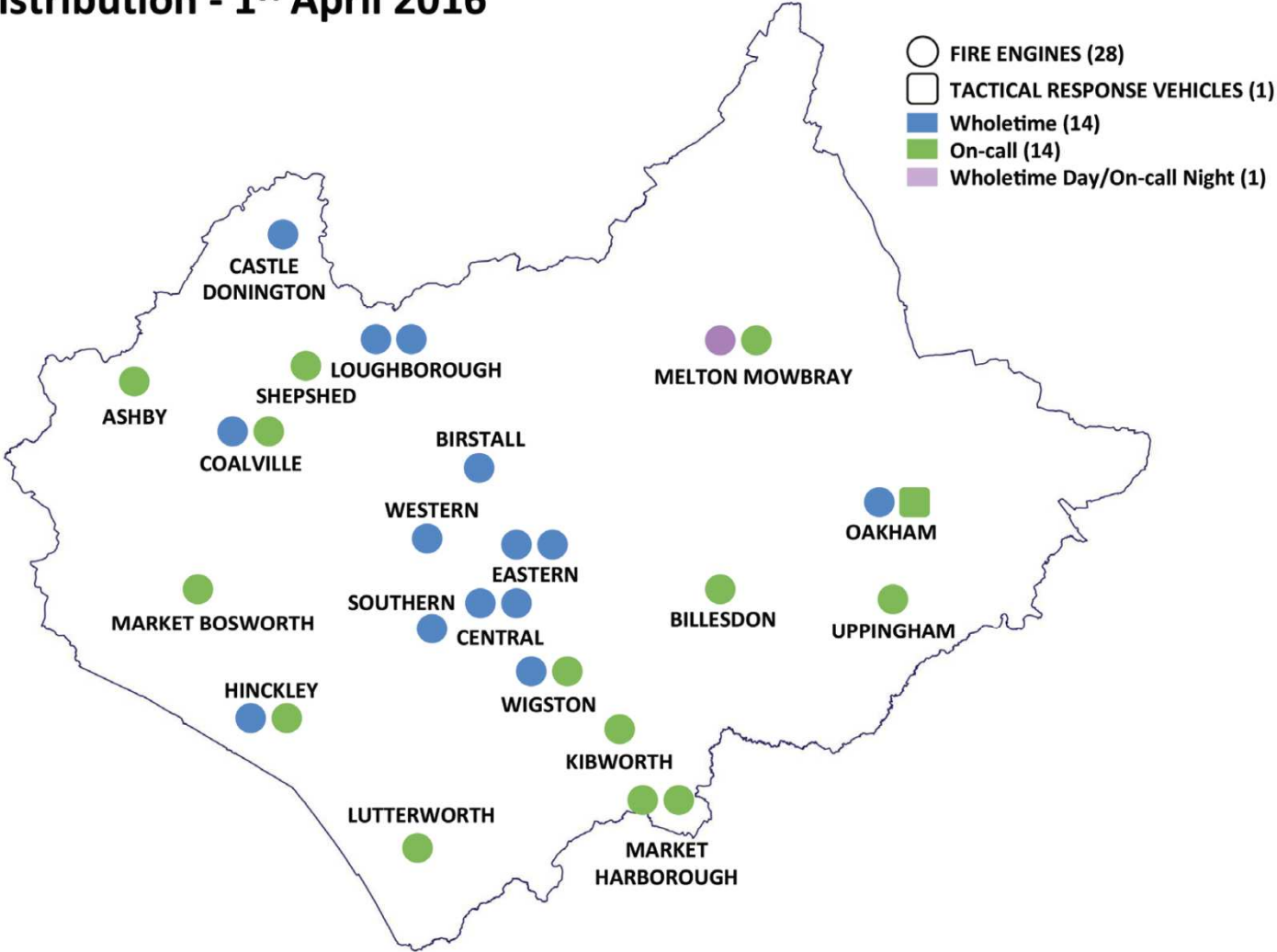
protecting our communities

Fire and Rescue Service Structure

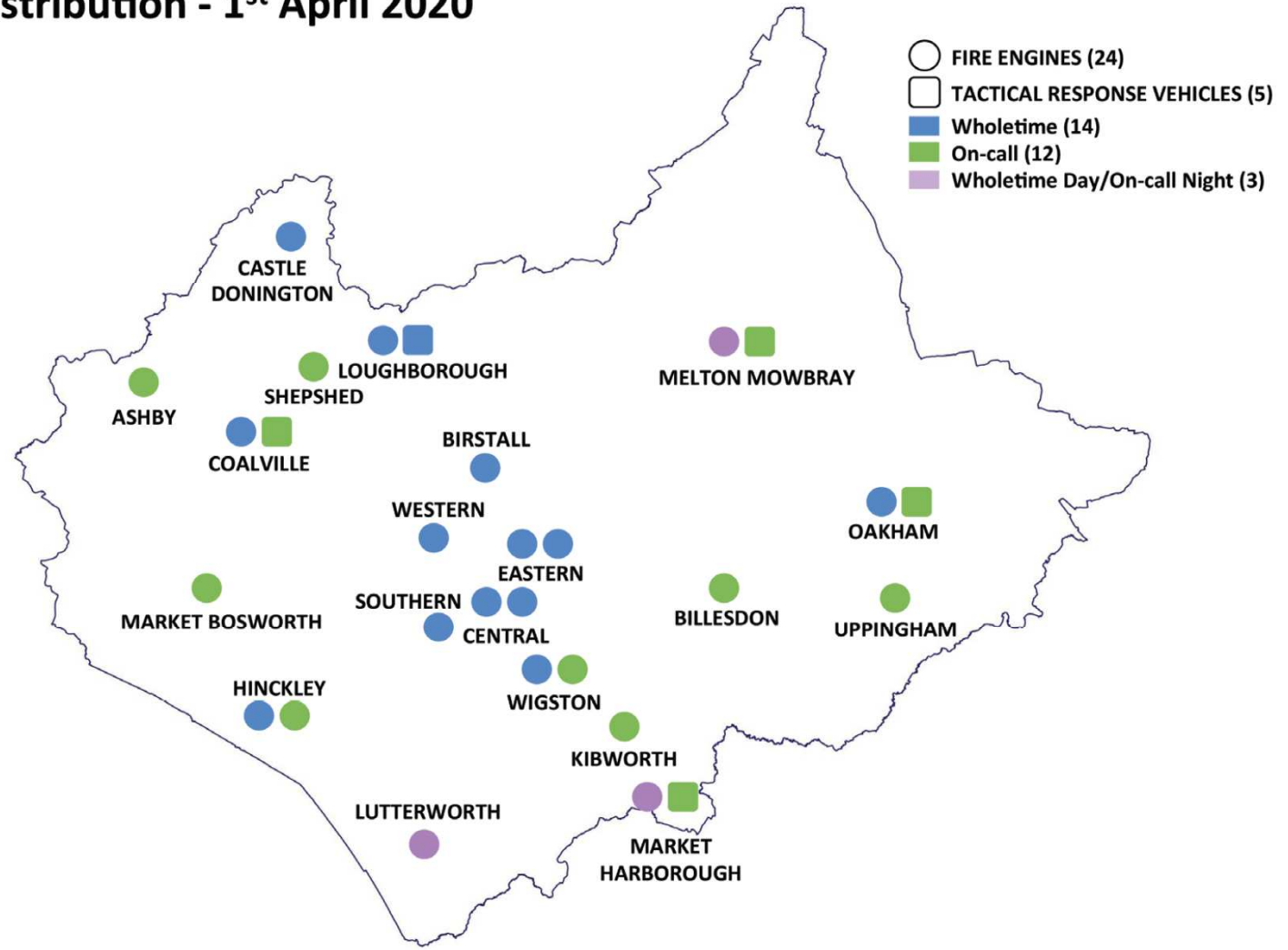
- The Combined Fire Authority (CFA) is the responsible body that oversees the delivery of the fire and rescue function in Leicester, Leicestershire and Rutland
- There are 17 elected members that make up the CFA
- The Chair of the CFA is Nick Rushton
- The Vice-Chair is Sir Peter Soulsby
- There are 2 sub-committees of the CFA i.e. Corporate Governance and Employment
- The Chief Fire Officer is Steve Lunn whose role is effectively Head of Paid Service
- The Service is one of the lowest funded Service in the country but it is also one of the best performing

protecting our communities

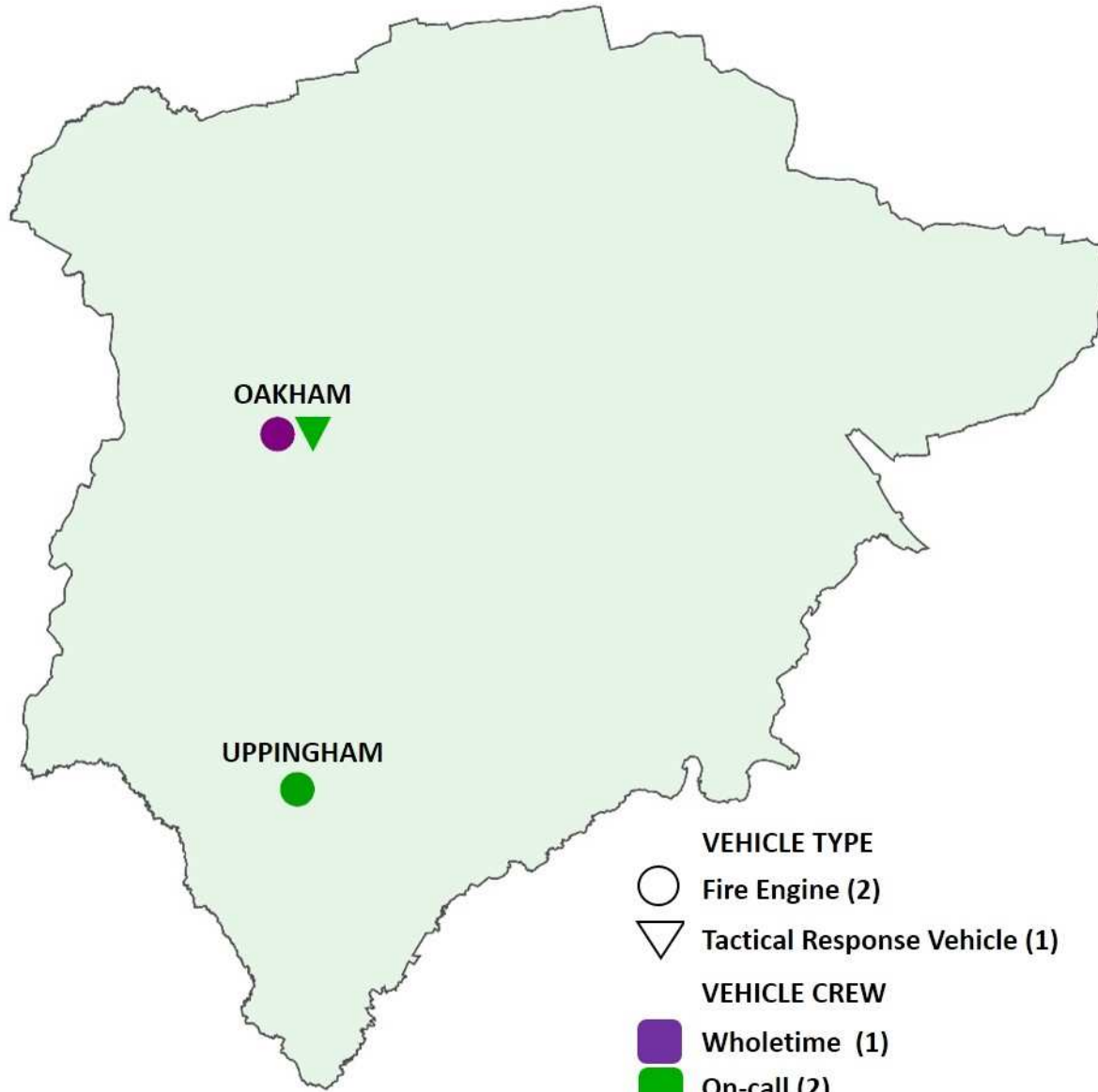
Current Resource Distribution - 1st April 2016



Future Resource Distribution - 1st April 2020




Rutland



protecting our communities

Emergency Response Rates

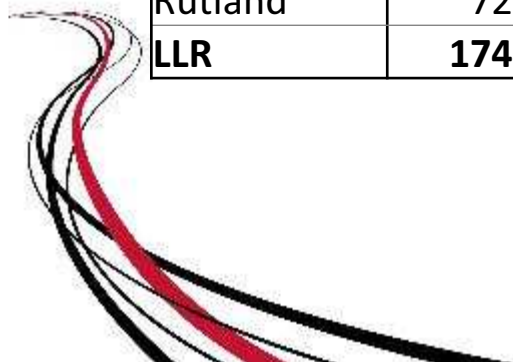


No. of incidents attended in Rutland by Station Area (2015-16)

Station Area	False Alarm		Fire		Special Service		Total
	Automatic Fire Alarm	Other	Primary	Secondary	Road Traffic Collision	Other	
Oakham	56	28	21	14	27	39	185
Uppingham	16	7	10	11	7	19	70
Rutland	72	35	31	25	34	58	255

No. of incidents attended by Local Authority Area (2015-16)

Local Authority Area	False Alarm		Fire		Special Service		Total
	Automatic Fire Alarm	Other	Primary	Secondary	Road Traffic Collision	Other	
Rutland	72	35	31	25	34	58	255
LLR	1742	1196	1315	951	1610	666	7480




Community Safety Activity



No. of community safety events in Rutland by Station Area (2015-16)

Station Area	Successful HFSCs	Schools' Visits	Community Safety Events	Fire Safety Audits
Oakham	230	19	40	23
Uppingham	117	5	3	7
Total	347	24	43	30



protecting our communities